



A Novel Experiment Searching for the Lepton Flavor Violating Decay



Dirk Wiedner, Heidelberg
On Behalf of the Mu3e Proto-Collaboration
July 24th 2012



Physics Motivation

Lepton flavor violation?

Standard model:

- No lepton flavor violation

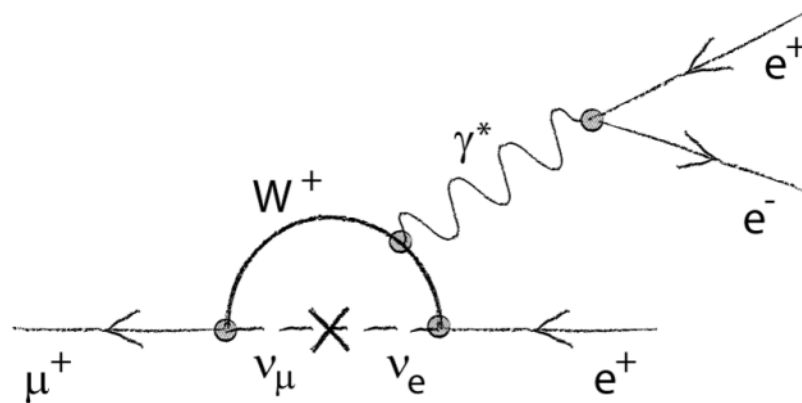
Three Generations of Matter (Fermions)

	I	II	III	
mass →	2.4 MeV/c ²	1.27 GeV/c ²	171.2 GeV/c ²	0
charge →	2/3	2/3	2/3	0
spin →	1/2	1/2	1/2	1
name →	u up	c charm	t top	γ photon
	4.8 MeV/c ²	104 MeV/c ²	4.2 GeV/c ²	0
	-1/3	-1/3	-1/3	0
	1/2	1/2	1/2	1
Quarks	d down	s strange	b bottom	g gluon
	<2.2 eV/c ²	<0.17 MeV/c ²	<15.5 MeV/c ²	91.2 GeV/c ²
	0	0	0	0
	1/2	1/2	1/2	1
	ν_e electron neutrino	ν_μ muon neutrino	ν_τ tau neutrino	Z⁰ Z boson
	0.511 MeV/c ²	105.7 MeV/c ²	1.777 GeV/c ²	80.4 GeV/c ²
	-1	-1	-1	±1
	1/2	1/2	1/2	1
Leptons	e electron	μ muon	τ tau	W[±] W boson

Gauge Bosons

Physics Motivation

Lepton flavor violation: $\mu^+ \rightarrow e^+ e^- e^+$

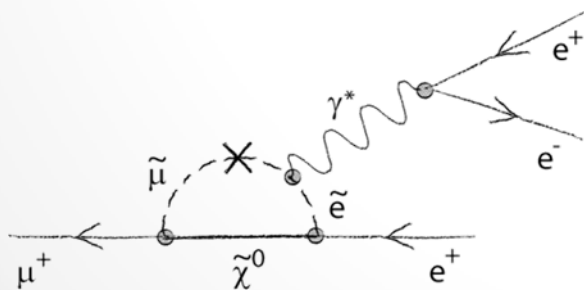
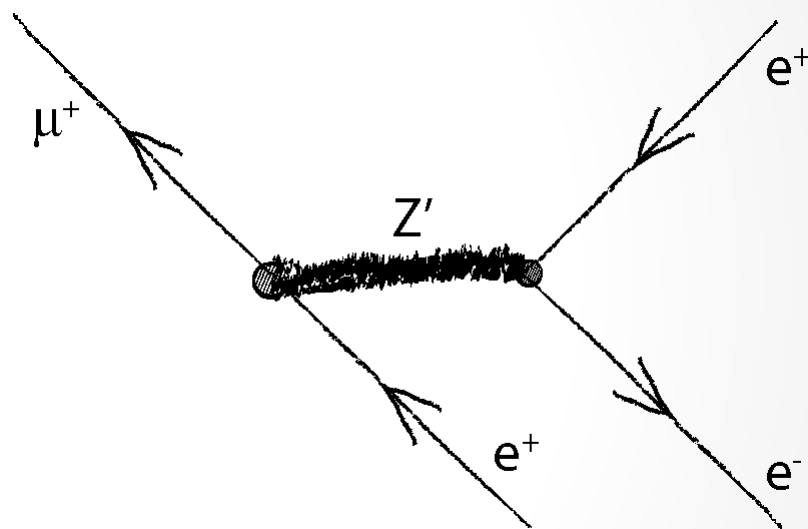


Standard model:

- No lepton flavor violation, but:
 - Neutrino mixing
 - Branching ratio $< 10^{-50} \rightarrow$ unobservable

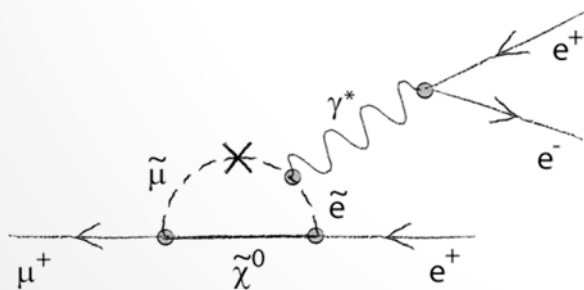
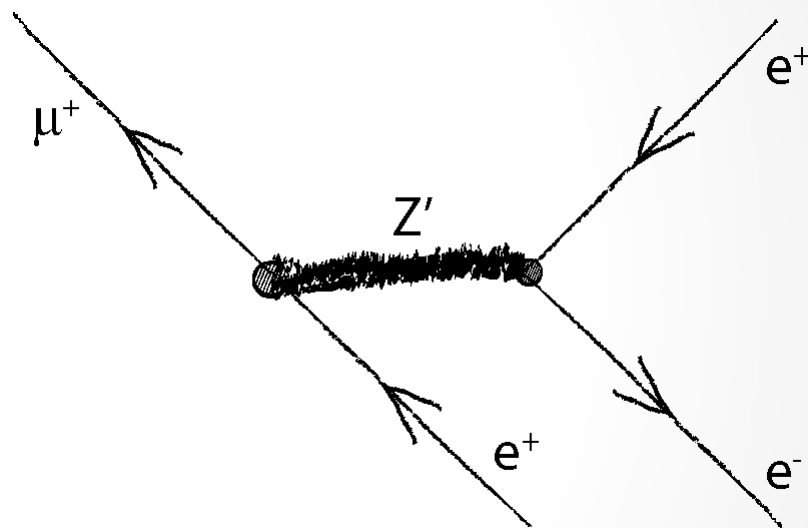
The Mu3e Signal

- $\mu \rightarrow eee$ rare in SM
- Enhanced in:
 - Super-symmetry
 - Grand unified models
 - Left-right symmetric models
 - Extended Higgs sector
 - Large extra dimensions




The Mu3e Signal

- $\mu \rightarrow eee$ rare in SM
- Enhanced in:
 - Super-symmetry
 - Grand unified models
 - Left-right symmetric models
 - Extended Higgs sector
 - Large extra dimensions



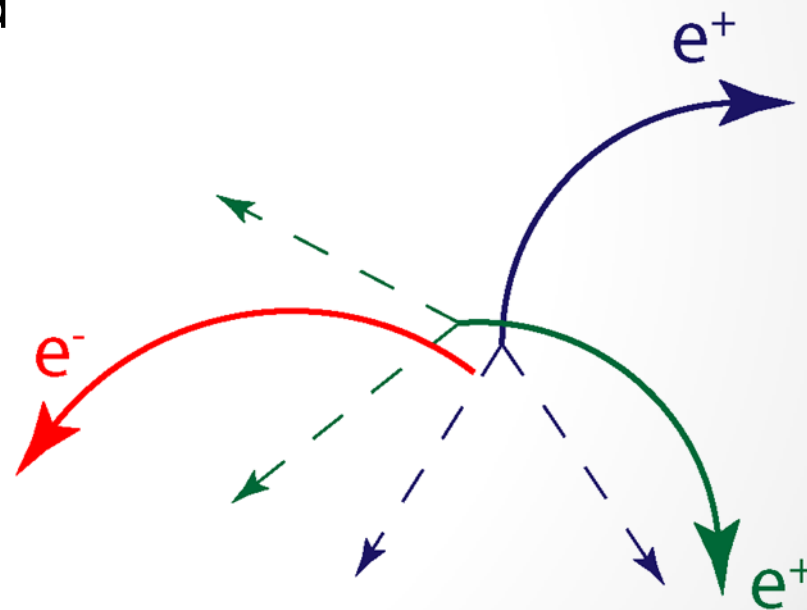
- Rare decay (BR 10^{-12}, SINDRUM)
- For BR $O(10^{-16})$
 - $>10^{16}$ muon decays
 - High decay rates $O(10^9)$ muon/s




The Mu3e Background

- Combinatorial background
 - $\mu^+ \rightarrow e^+ \nu \nu$ & $\mu^+ \rightarrow e^+ \nu \nu$ & $e^+ e^-$
 - many possible combinations

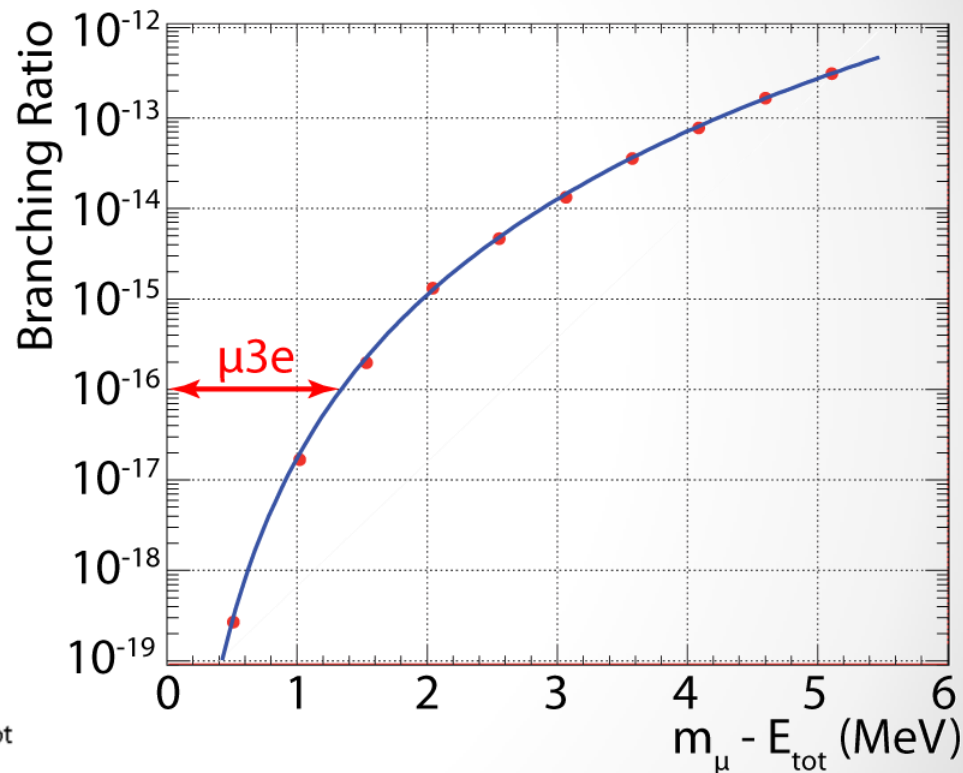
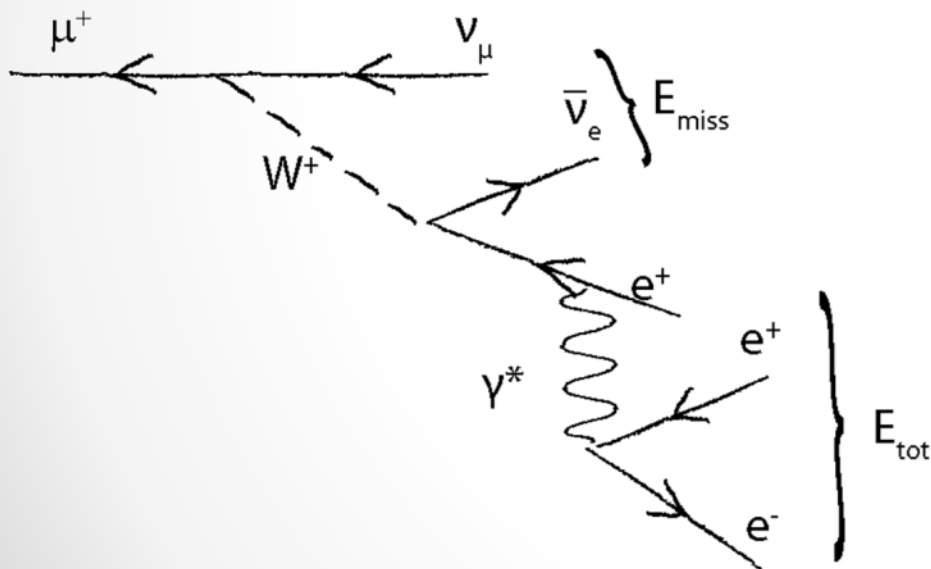
- Good time and
- Good vertex resolution required





The Mu3e Background

- $\mu^+ \rightarrow e^+ e^- e^+ \nu \nu$
 - Missing energy (ν)
 - Good momentum resolution



(R. M. Djilkibaev, R. V. Konoplich,
Phys.Rev. D79 (2009) 073004)



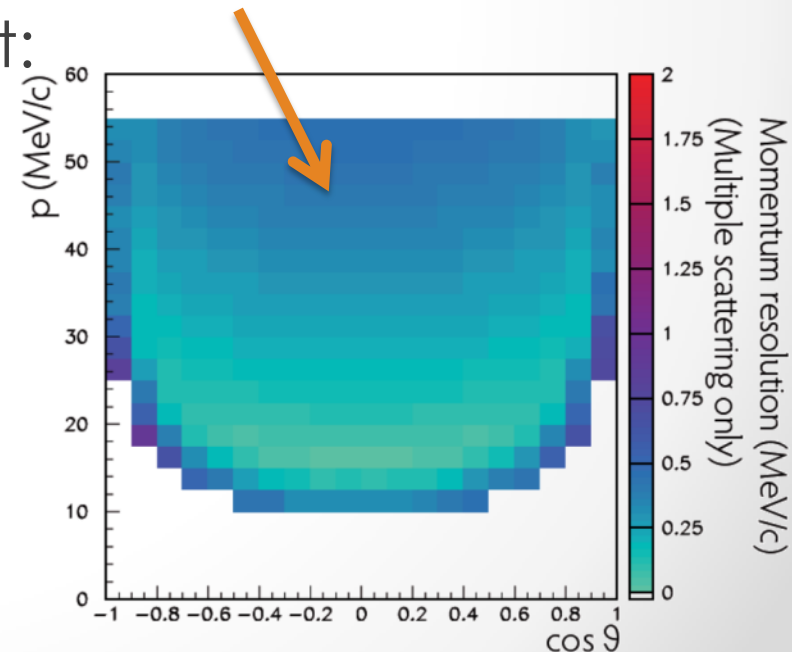
Challenges


- High rates
- Good timing resolution
- Good vertex resolution
- Excellent momentum resolution
- Extremely low material budget



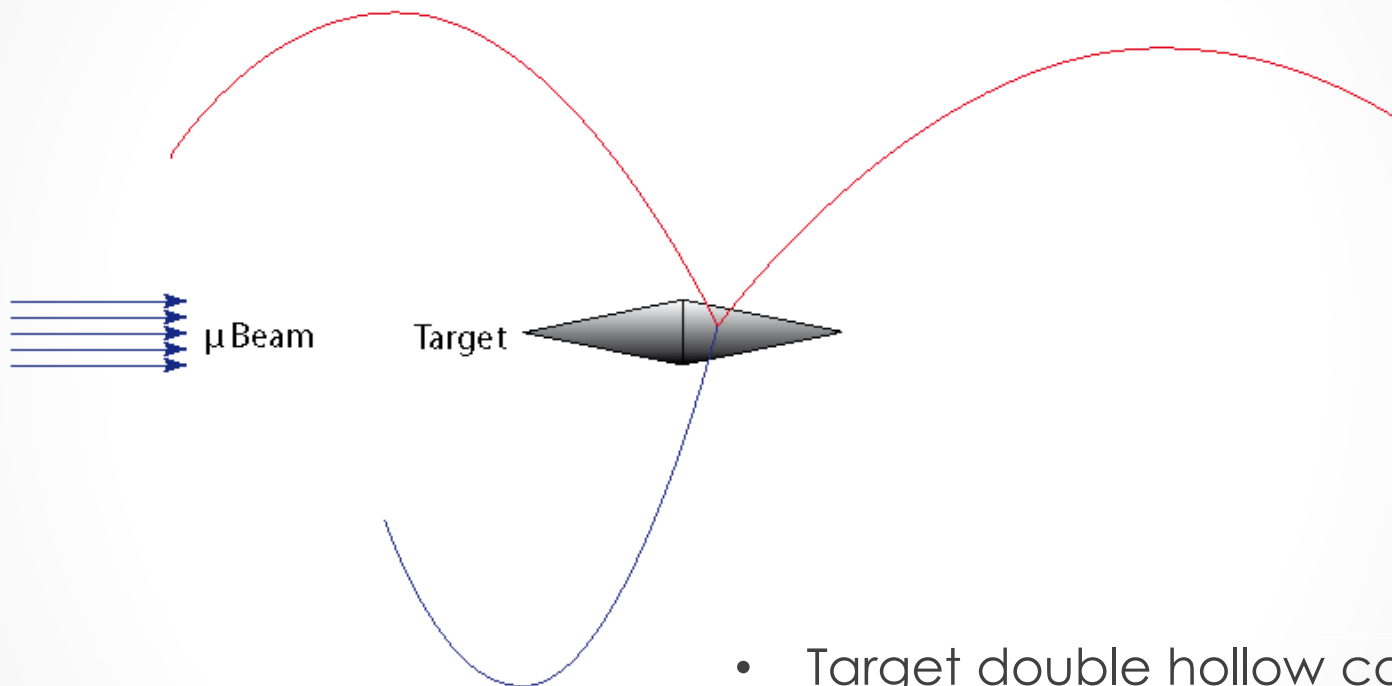
Challenges

- High rates: 10^9 μ/s
- Good timing resolution: 100 ps
- Good vertex resolution: ~ 100 μm
- Excellent momentum resolution: ~ 0.5 MeV/c^2
- Extremely low material budget:
 - $1 \times 10^{-3} X_0$ (Si-Tracker Layer)
- HV-MAPS spectrometer
 - 50 μm thin sensors
 - $B \sim 1$ T field
- + Timing detectors






The Mu3e Experiment

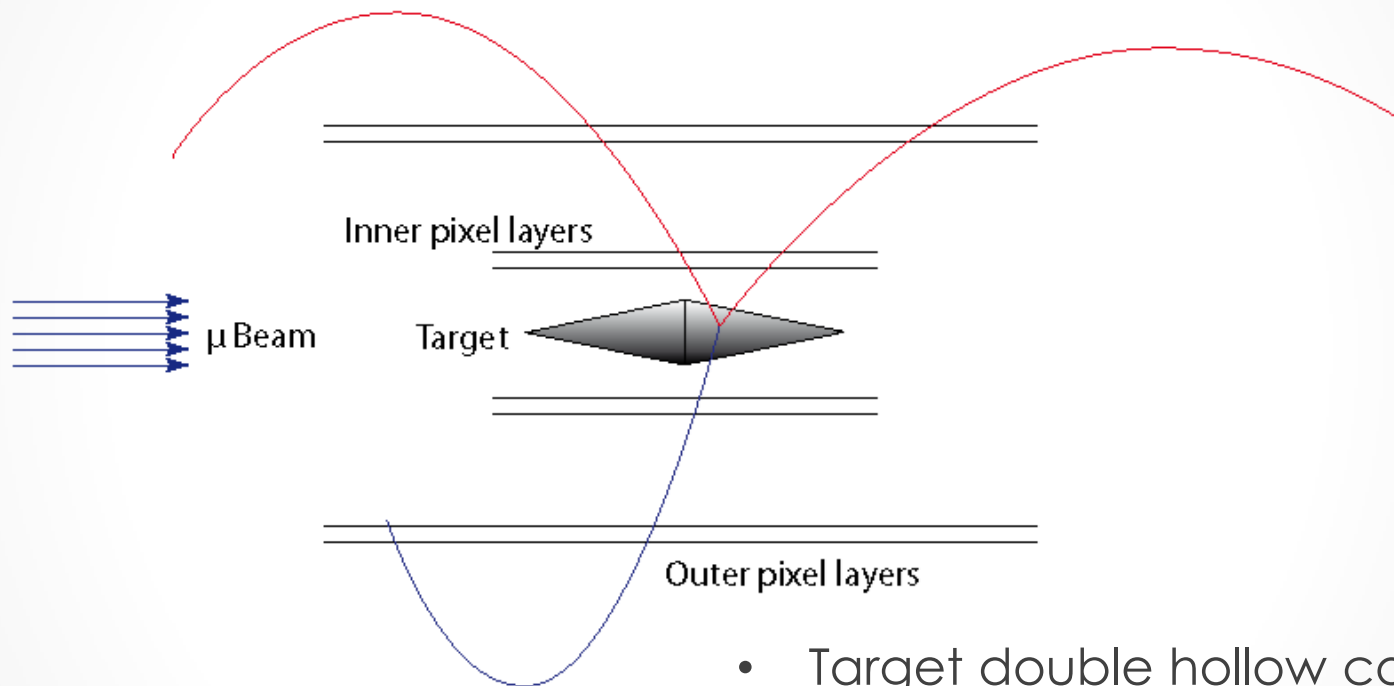


- Muon beam $O(10^9/s)$
- Helium atmosphere
- 1 T B-field

- Target double hollow cone
- Silicon pixel tracker
- Scintillating fiber tracker
- Recurl station
- Tile hodoscope




The Mu3e Experiment

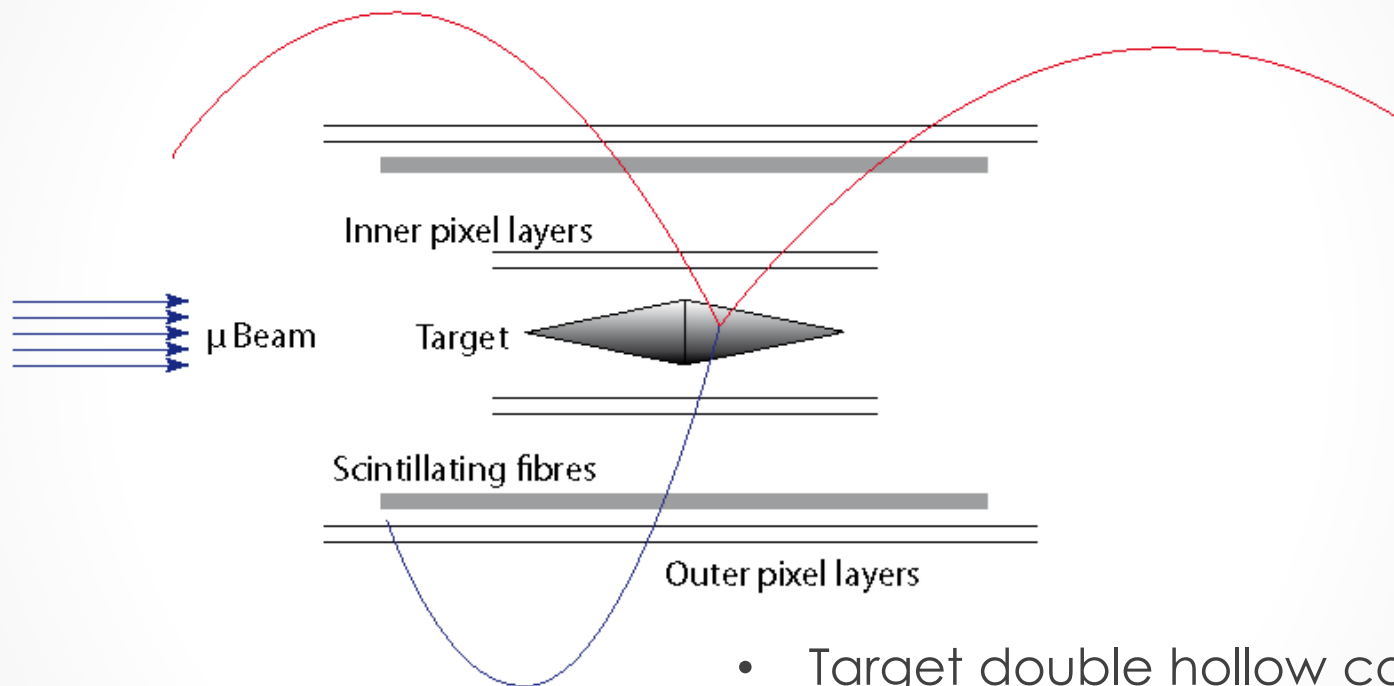


- Muon beam $O(10^9/s)$
- Helium atmosphere
- 1 T B-field

- Target double hollow cone
- Silicon pixel tracker
- Scintillating fiber tracker
- Recurl station
- Tile hodoscope




The Mu3e Experiment

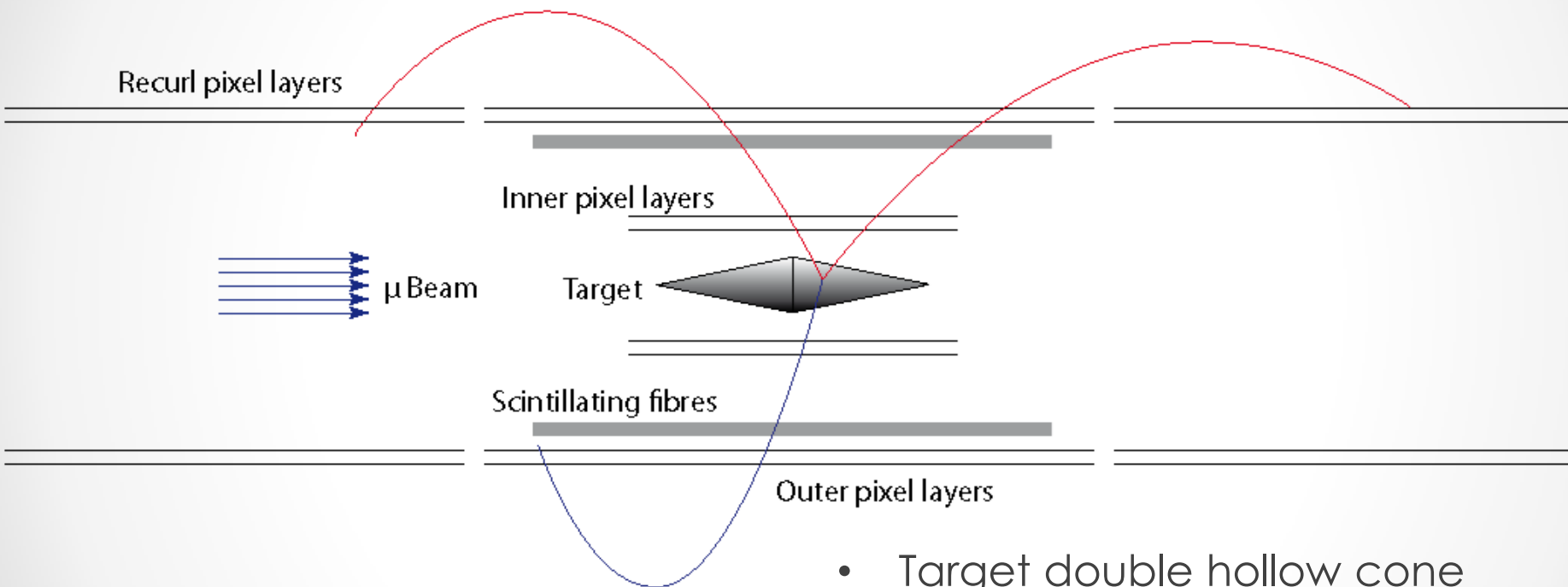


- Muon beam $O(10^9/s)$
- Helium atmosphere
- 1 T B-field

- Target double hollow cone
- Silicon pixel tracker
- Scintillating fiber tracker
- Recurl station
- Tile hodoscope



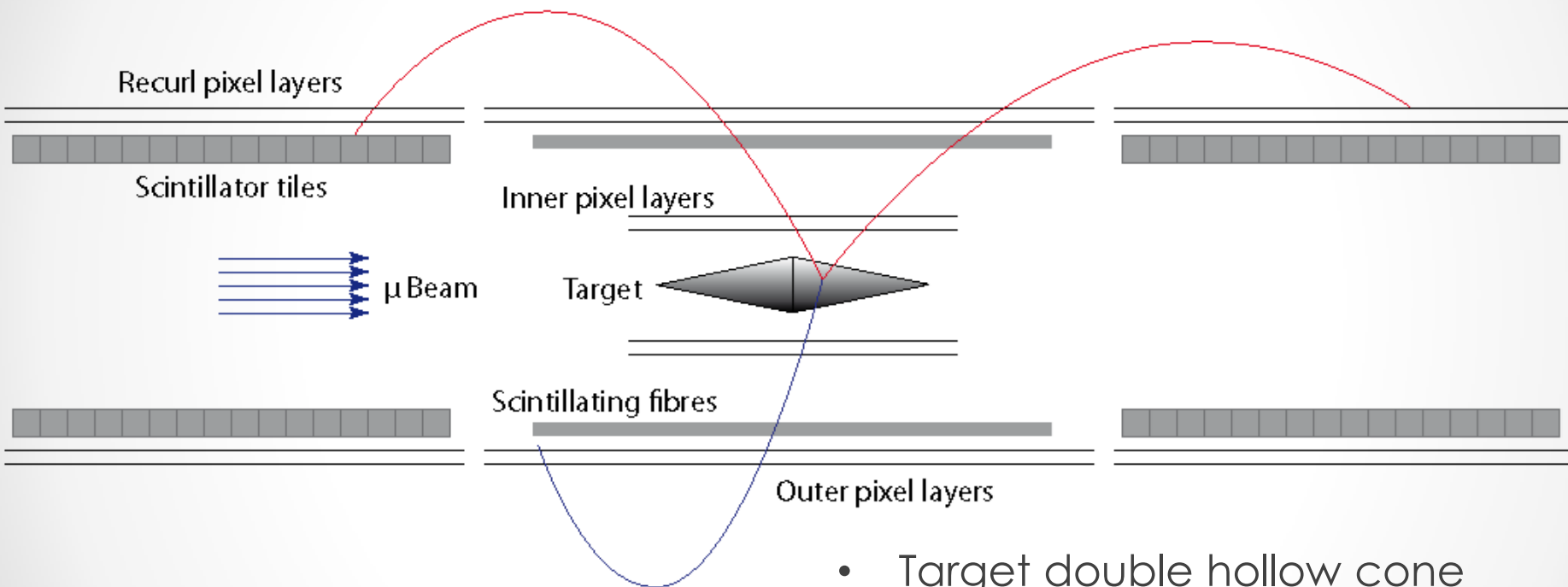
The Mu3e Experiment



- Muon beam $O(10^9/s)$
- Helium atmosphere
- 1 T B-field


- Target double hollow cone
- Silicon pixel tracker
- Scintillating fiber tracker
- Recurl station
- Tile hodoscope

The Mu3e Experiment



- Muon beam $O(10^9/s)$
- Helium atmosphere
- 1 T B-field

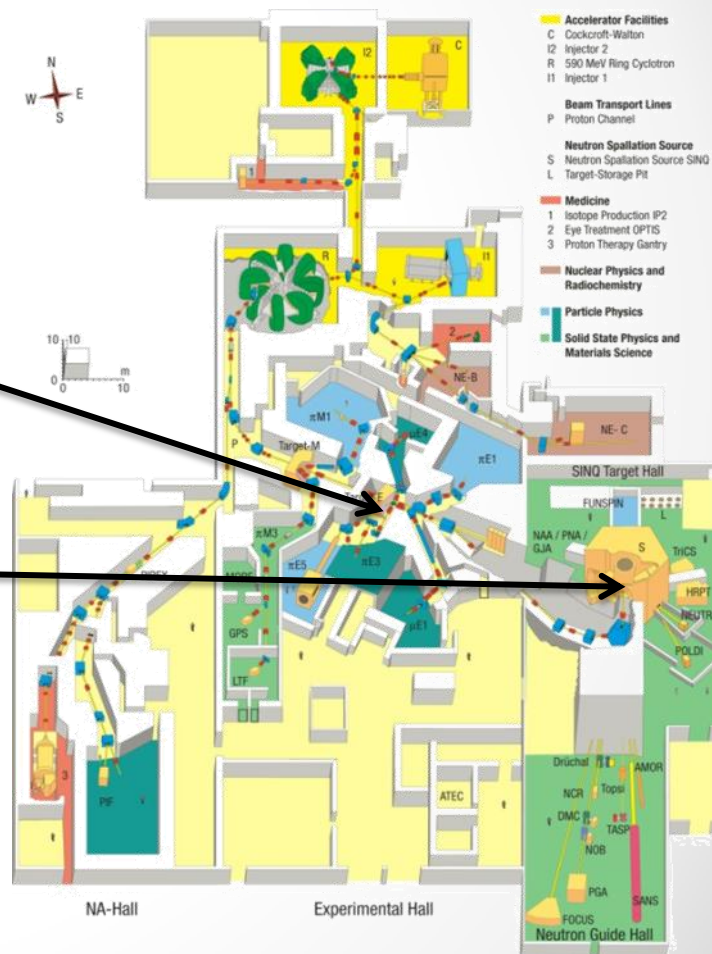
- Target double hollow cone
- Silicon pixel tracker
- Scintillating fiber tracker
- Recurl station
- Tile hodoscope



PSI μ -Beam

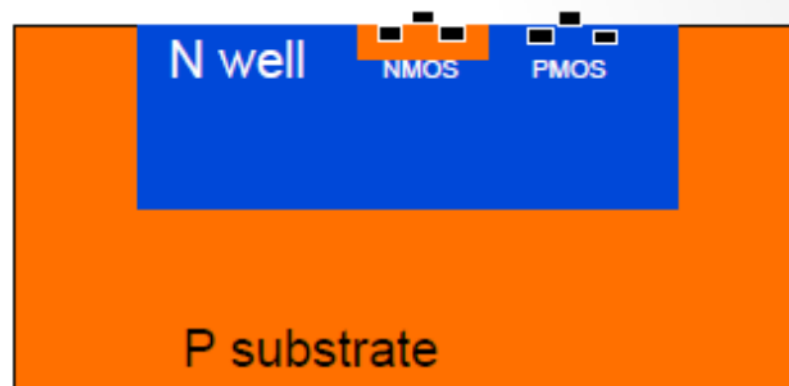
Paul Scherrer Institute Switzerland:

- 2.2 mA of 590 MeV/c protons
- Phase I:
 - Surface muons from target E
 - Up to a few $10^8 \mu/s$
- Phase II:
 - New beam line at the neutron source
 - Several $10^9 \mu/s$ possible
 - $>10^{16}$ muon decays per year
 - BR 10^{-16} (90% CL)



HV-MAPS

- **H**igh **V**oltage **M**onolithic **A**ctive **P**ixel **S**ensors
- HV-CMOS technology
- Reversely biased

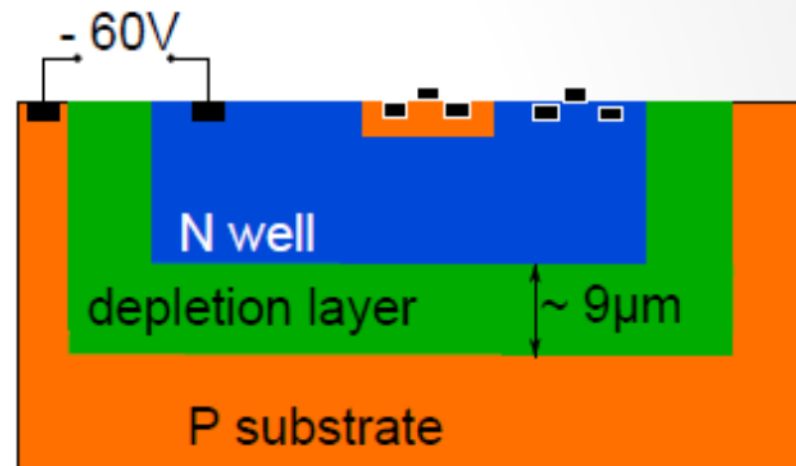


by Ivan Peric

I. Peric, A novel monolithic pixelated particle detector implemented in high-voltage CMOS technology
Nucl.Instrum.Meth., 2007, A582, 876

HV-MAPS

- **H**igh **V**oltage **M**onolithic **A**ctive **P**ixel **S**ensors
- HV-CMOS technology
- Reversely biased $\sim 60\text{V}$
 - Charge collection via drift
 - Fast $O(100\text{ ns})$
 - Thinning to $< 50\ \mu\text{m}$ possible

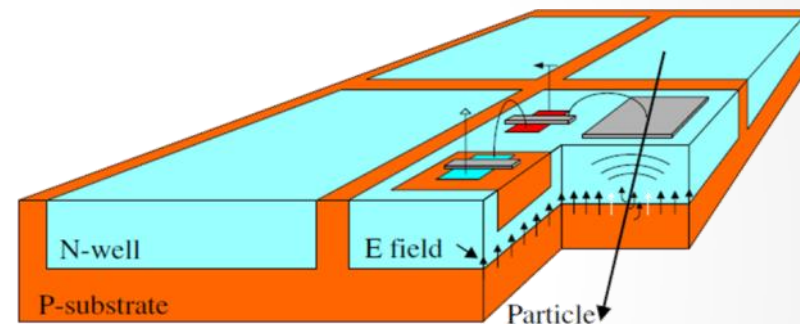


by Ivan Peric

I. Peric, A novel monolithic pixelated particle detector implemented in high-voltage CMOS technology
 Nucl.Instrum.Meth., 2007, A582, 876

HV-MAPS

- **H**igh **V**oltage **M**onolithic **A**ctive **P**ixel **S**ensors
- HV-CMOS technology
- Reversely biased $\sim 60\text{V}$
 - Charge collection via drift
 - Fast $O(100\text{ ns})$
 - Thinning to $< 50\ \mu\text{m}$ possible
- Integrated readout electronics

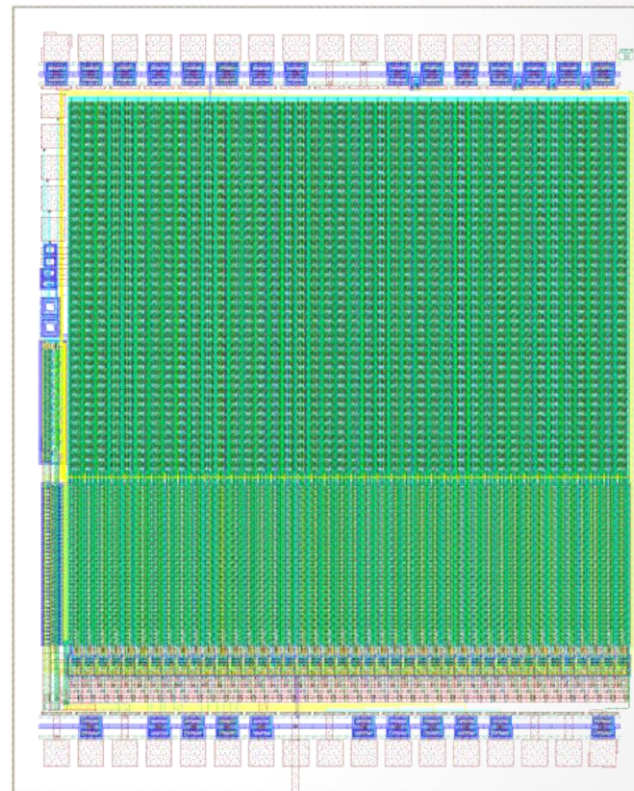


by Ivan Peric

I. Peric, A novel monolithic pixelated particle detector implemented in high-voltage CMOS technology
 Nucl.Instrum.Meth., 2007, A582, 876


Current Chip Prototype

- 180 nm HV-CMOS
- Pixel matrix:
 - 42 x 36 pixel
 - 39 x 30 μm^2 each
- Ivan Peric ZITI
 - Analog part almost final
 - Digital part in next submission



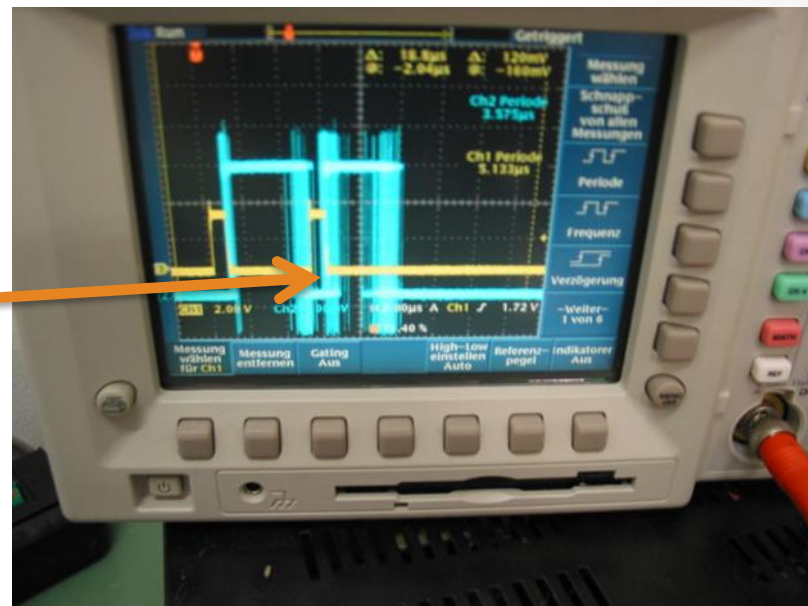
Timing Tests

- Timing critical
 - $10^9 \mu/s$
 - $O(10 \text{ ns})$ resolution
- LED pulsed sensor
- Double pulse resolution



Timing Tests

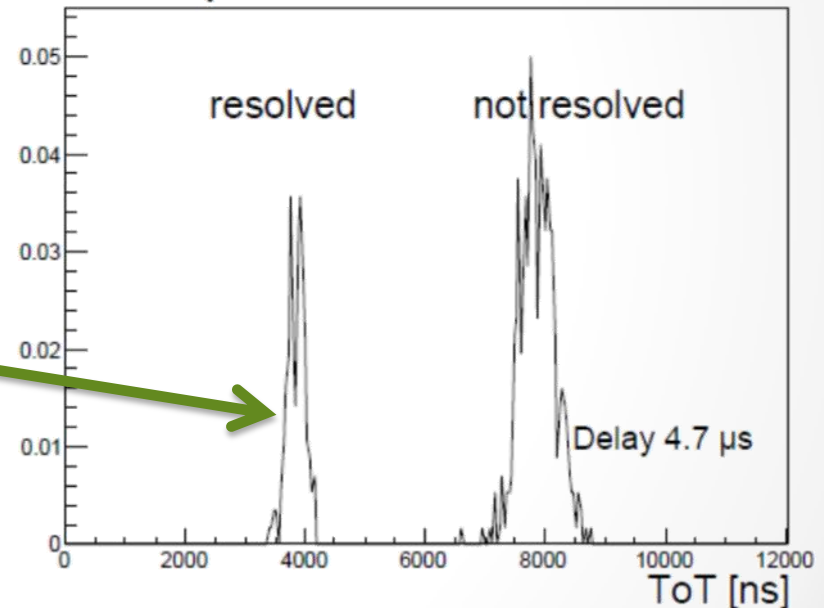
- LED pulsed sensor
- Double pulse resolution
 - Visible in oscilloscope




Timing Tests

- LED pulsed sensor
- Double pulse resolution
 - Visible in oscilloscope
 - ... or time over threshold

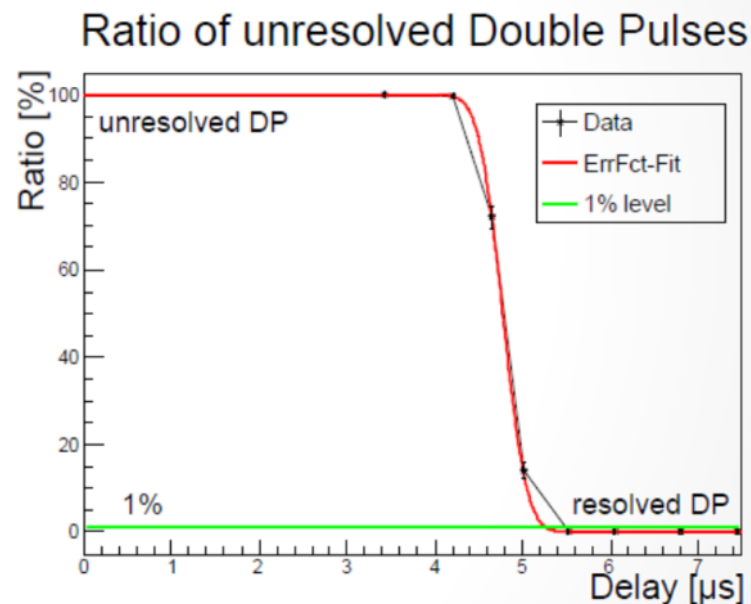
ToT Spectrum of Double Pulses





Double Pulse Resolution


- Ratio of
 - resolved to
 - unresolved double pulses
- $5.27 \pm 0.01 \mu\text{s}$





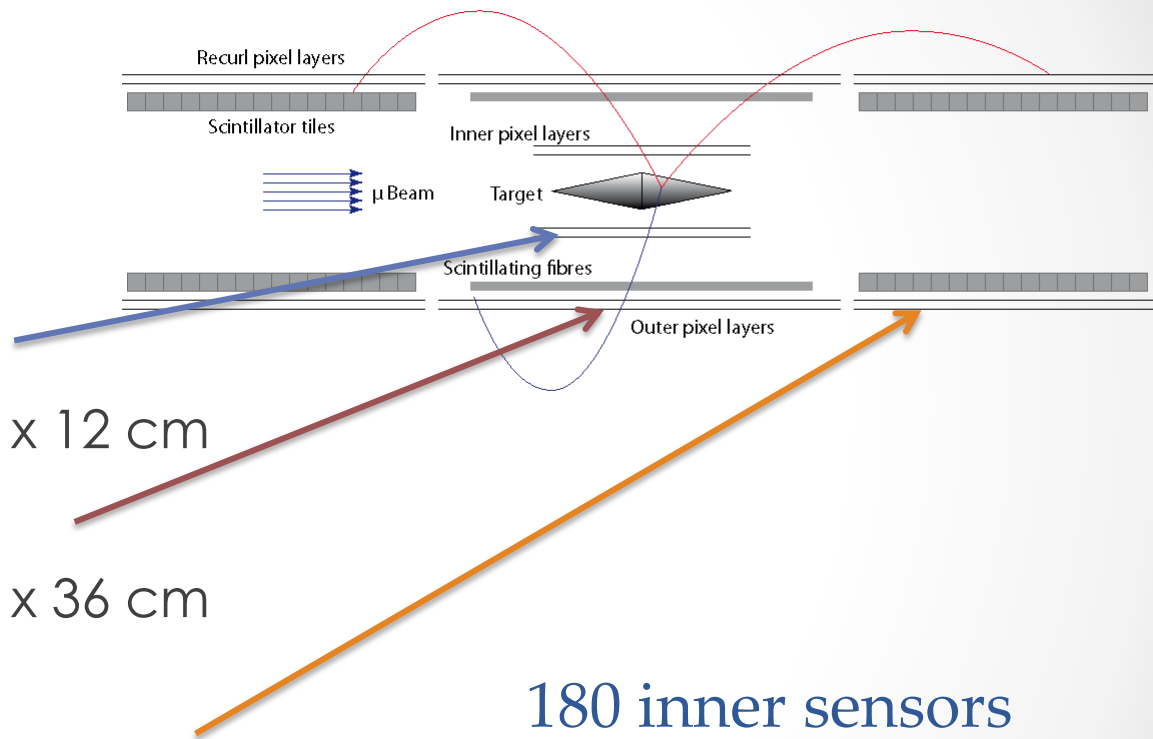
Construction

...



Mu3e Silicon Detector

- Conical target
- Inner double layer
 - 12 and 18 sides of 1 x 12 cm
- Outer double layer
 - 24 and 28 sides of 2 x 36 cm
- Re-curl layers
 - 24 and 28 sides of 2x 72 cm
 - Both sides (x2)



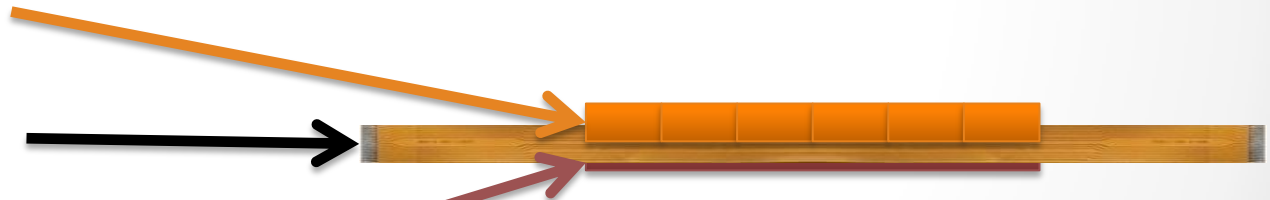
180 inner sensors
4680 outer sensors
➤ 274 752 000 pixel

Material

- HV-MAPS

- Flex print

- Kapton Frame




Inner Double Layer




Very stable self supporting structure

Timing Detectors

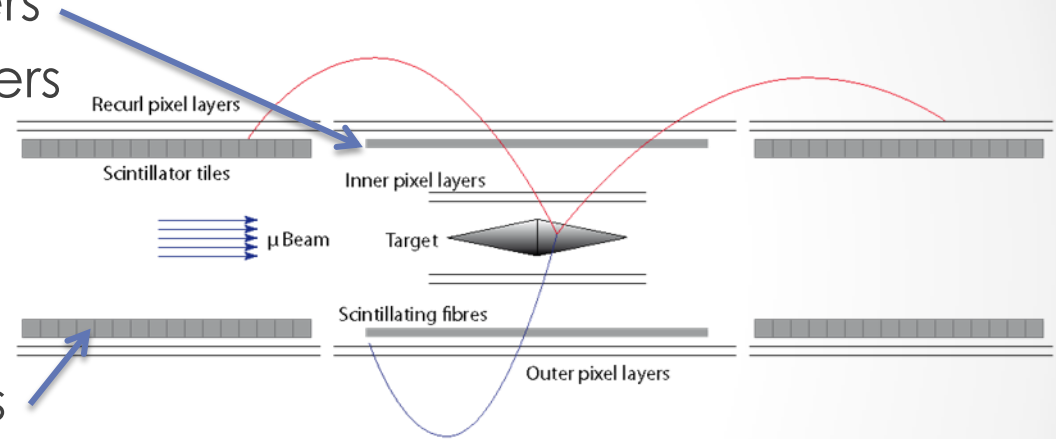


Timing Detectors



Timing Detectors

- Fiber hodoscope
 - Before outer pixel layers
 - 250 μm scintillating fibers
 - SiPMs
 - 1 ns resolution



- Tile detector
 - After recurl pixel layers
 - 1x1 cm^2 scintillating tiles
 - SiPMs
 - 100 ps resolution

Schedule

- **2012 Letter of intent** to PSI, tracker prototype, technical design, technical design report
- **2013** Detector **construction**
- **2014** Installation and **commissioning** at PSI
- **2015** Data taking at up to a few $10^8 \mu/s$
- **2016+** Construction of **new beam-line** at PSI
- **2017++** Data taking at up to $3 \cdot 10^9 \mu/s$





Institutes

- Mu3e proto-collaboration:

- DPNC Geneva University



- Paul Scherrer Institute



- Particle Physics ETH Zürich



- Physics Institute Zürich University



- Physics Institute Heidelberg University



- ZITI Mannheim

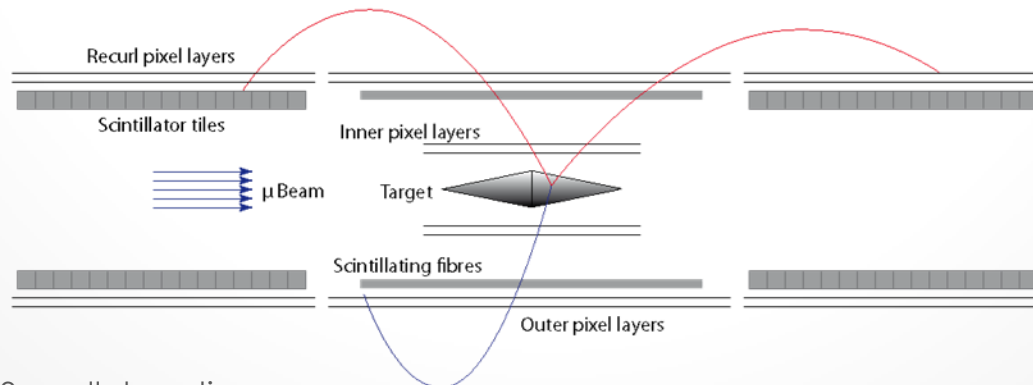


- KIP Heidelberg



Summary

- Mu3e searches for lepton flavor violation
- $> 10^{16}$ μ -decays \rightarrow BR $< 10^{-16}$ (90% CL)
- Silicon tracker with ~ 275 M pixel
- HV-MAPS 50 μ m thin
- Two SiPM based timing systems
- Prototypes look encouraging

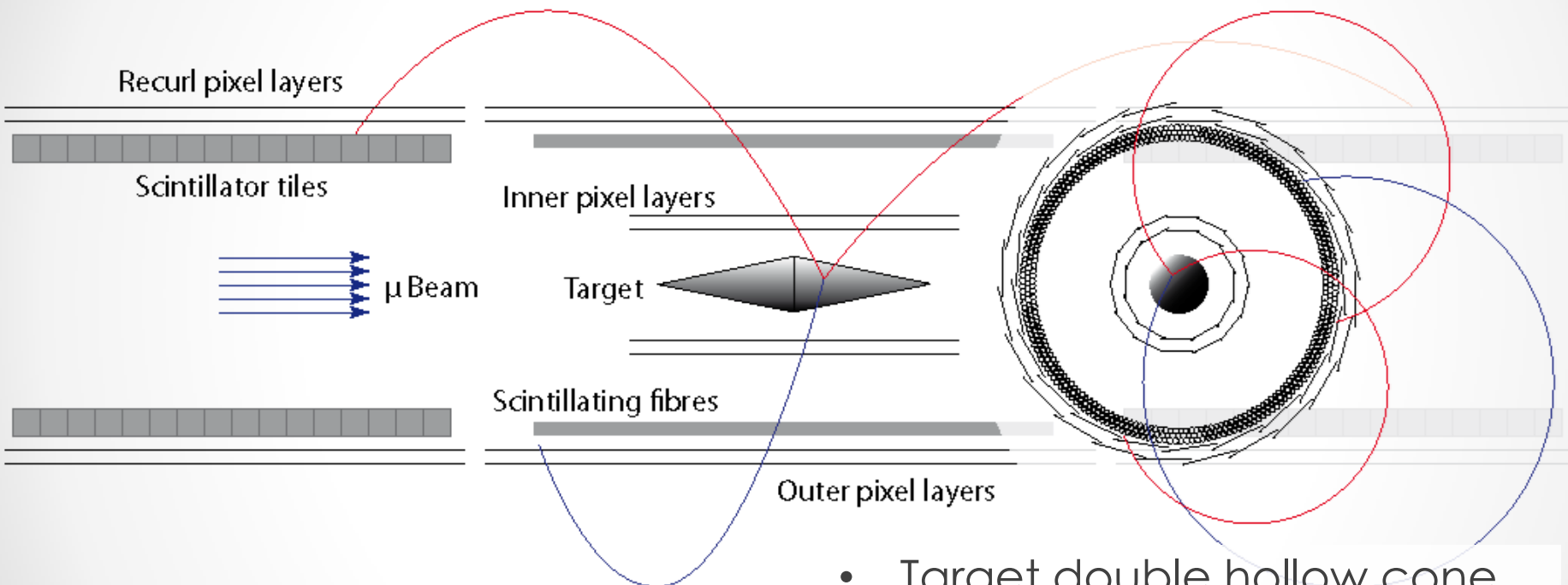




Backup Slides


...

The Mu3e Experiment

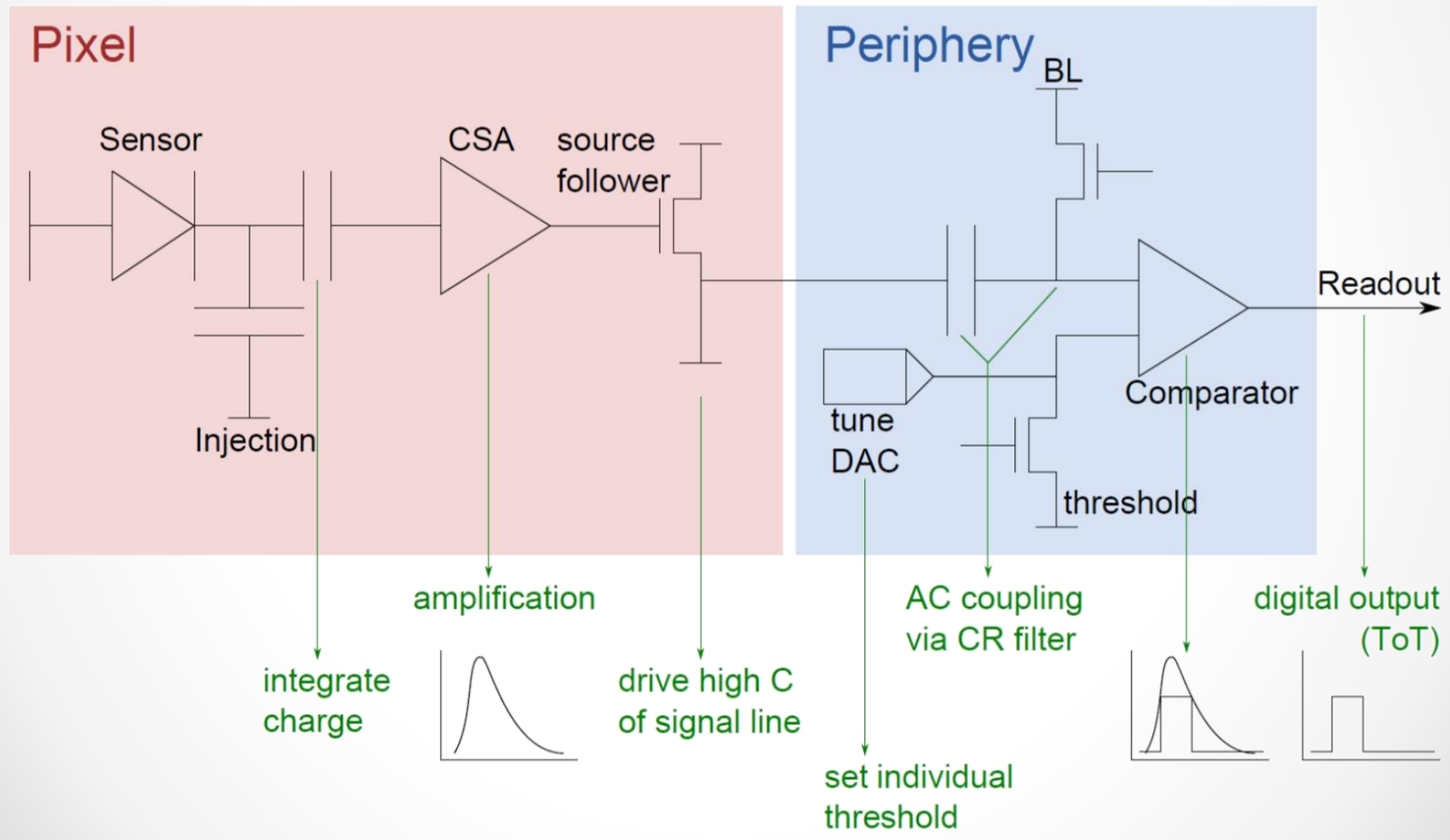


- Muon beam $O(10^9/s)$
- Helium atmosphere
- 1 T B-field

- Target double hollow cone
- Silicon pixel tracker
- Scintillating fiber tracker
- Tile hodoscope

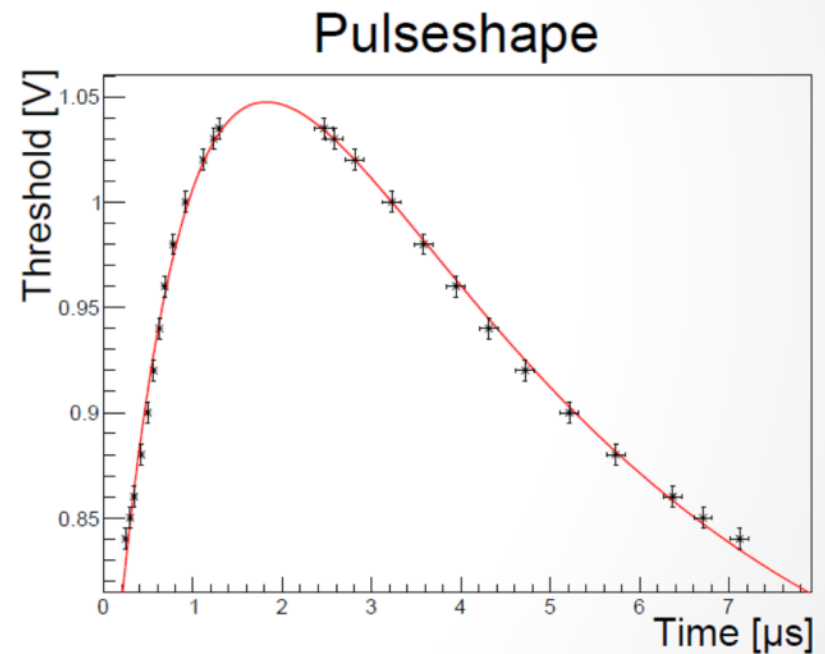


Sensor + Analog + Digital



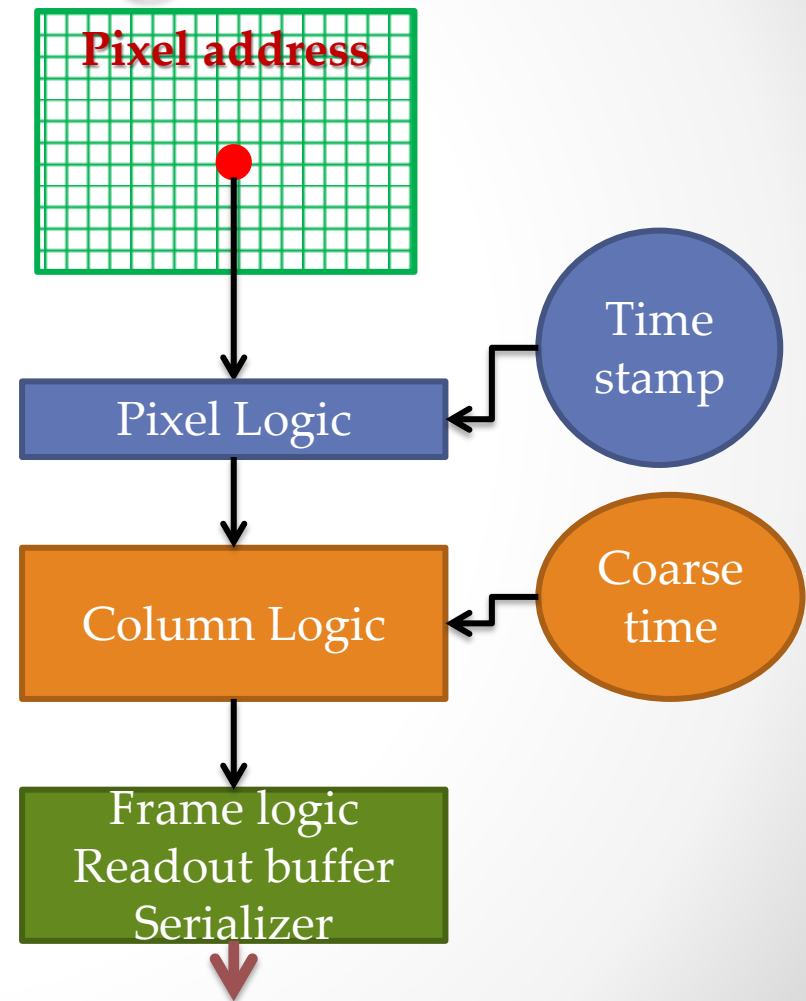
Pulse Shape

- LED setup
- Test pulse latency
- + time over threshold
- ... for different thresholds
- faster shaping needed



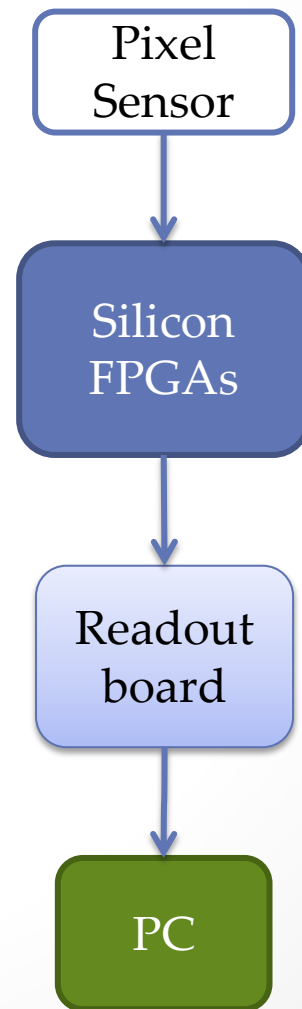
Digital Logic

- Pixel logic:
 - Address generation
 - Time stamp
 - Column bus logic
- Column logic
 - Priority logic
 - ... using tri-state bus
 - Fifo buffer
- Chip wide logic
 - Data frame generation
- Serializer(s)
 - 800 Mbit/s LVDS



Data Acquisition

- 2.5 GHz muon decays
- 50 ns readout frames
- $O(5000)$ pixel chips
 - 800 Mb/s readout links
- $O(7500)$ scintillating fibers
- $O(7000)$ timing tiles
 - DRS readout
- 3 layers switching FPGAs
 - Optical data links
- Online filtering



Event Filter Farm

- Triggerless readout
- GPU computers
 - PCIe FPGA/optical input
 - Tflop/s GPU
- 10x faster than CPU
 - Requires custom code
 - + Makes farm affordable


Optical mezzanine connectors



GPU computer


Cooling


- 2 m² silicon detector
- Up to 200mW/cm²
- ≤ 4 kW cooling
- 60 °C maximum
- Gaseous helium
- Laminar flow
- Tests:
 - Inductive heating
 - Aluminum foil



Thinning

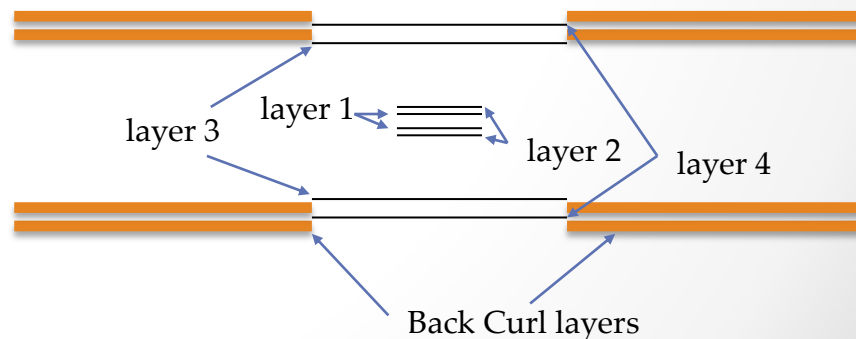
- 50 μm Si-wafers
 - Commercially available
 - HV-CMOS 75 μm (AMS)
- Single die thinning
 - For chip sensitivity studies
 - $< 50 \mu\text{m}$ desirable
 - In house grinding?







Si-Layer Rad Length

- Radiation length per layer
 - 2x 25 μm Kapton
 - $X_0 = 1.75\text{e-}4$
 - 15 μm thick aluminum traces (50% coverage)
 - $X_0 = 8.42\text{e-}5$
 - 50 μm Si MAPS
 - $X_0 = 5.34\text{e-}4$
 - 10 μm adhesive
 - $X_0 = 2.86\text{e-}5$
- Sum: $8.22\text{e-}4$ (x4 layers)
 - For $\Theta_{\text{min}} = 22.9^\circ$
 - $X_0 = 21.1\text{e-}4$





Flex Print

- Single Layer in active region
- Multilayer in “cable” end
- LVDS buffers at edge

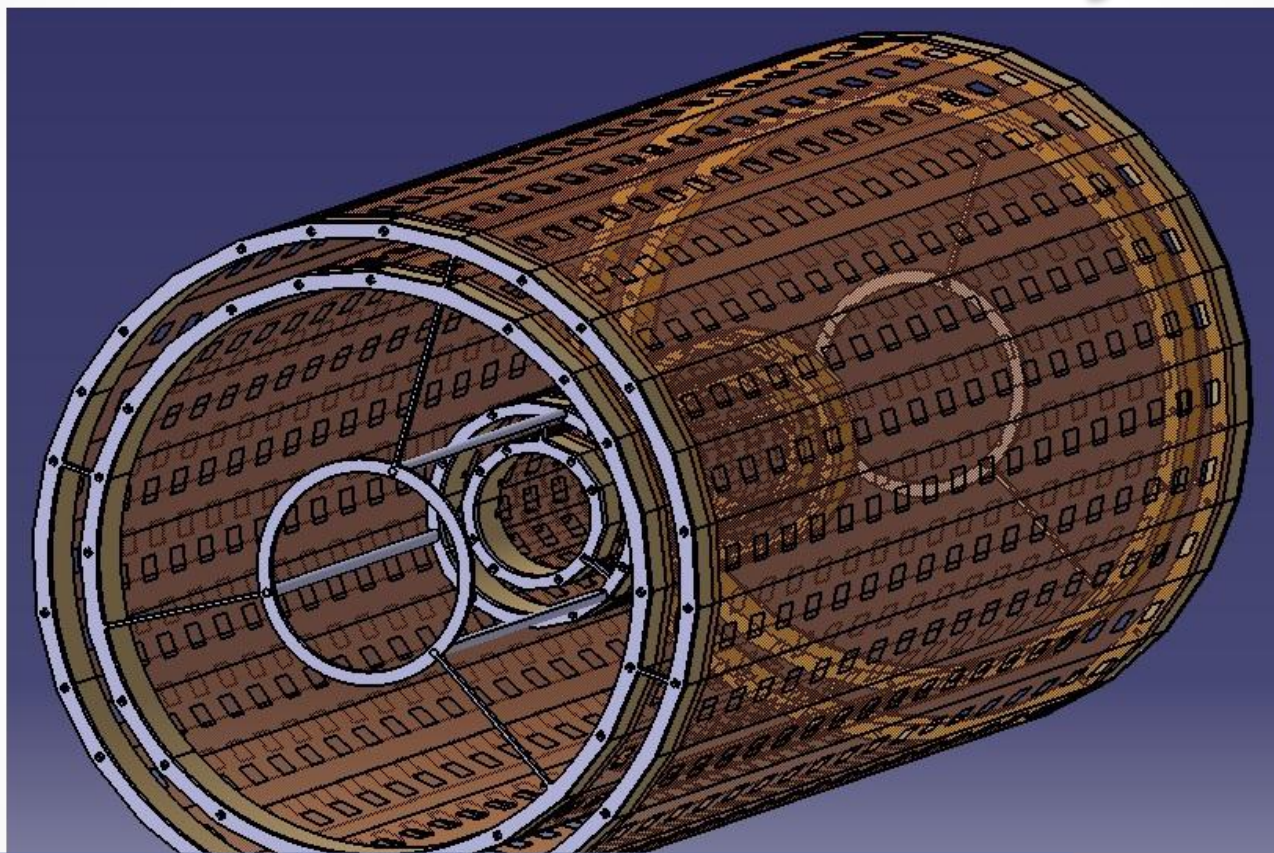


Tools

- Kapton-Frame tools:
 - Sensor on Flex print
 - Gluing groove
 - Vacuum lift
 - Tools are tested with
 - 25 μm Kapton foil
 - 50 μm glass

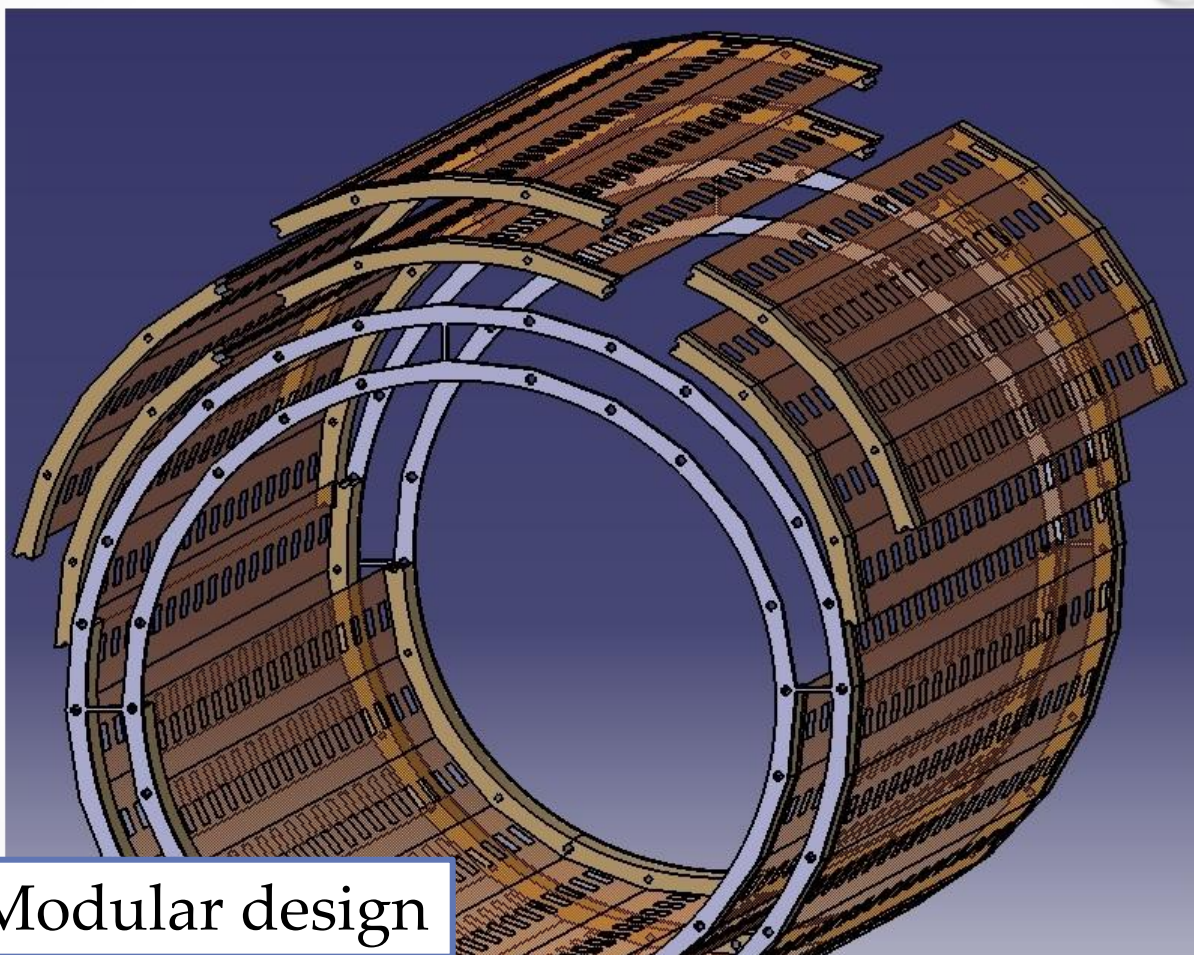


Outer Double Layer



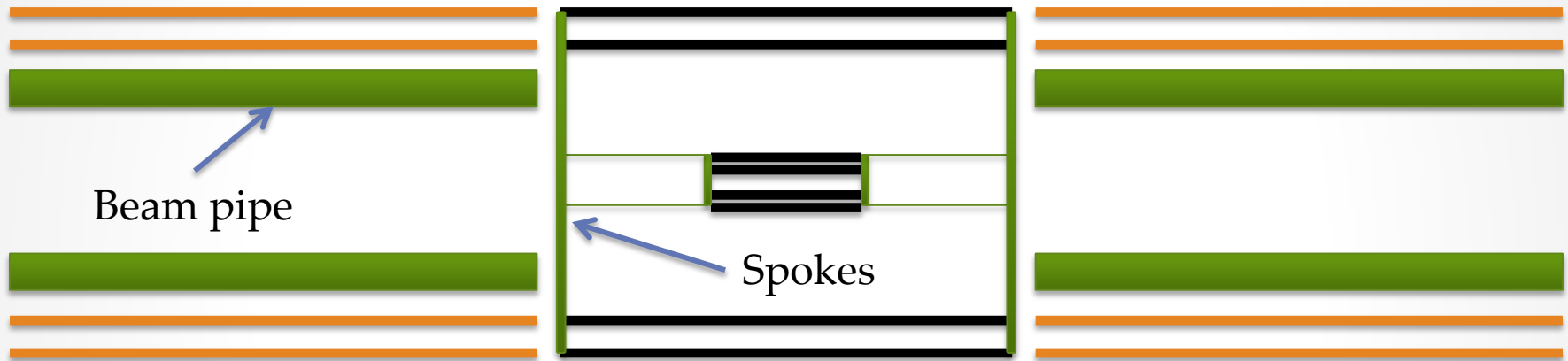
Minimal material in sensitive region

Outer Doublet Design



Modular design

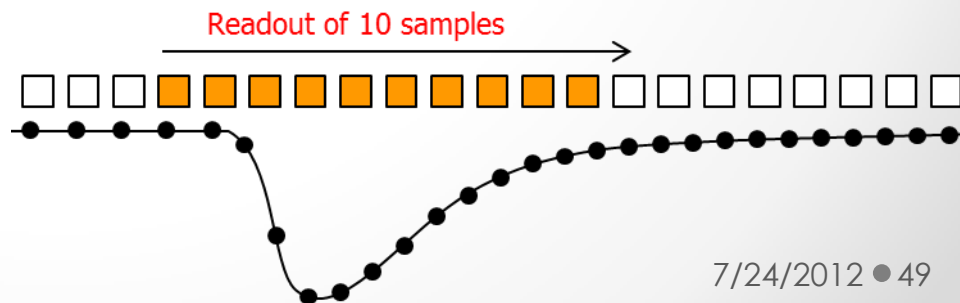
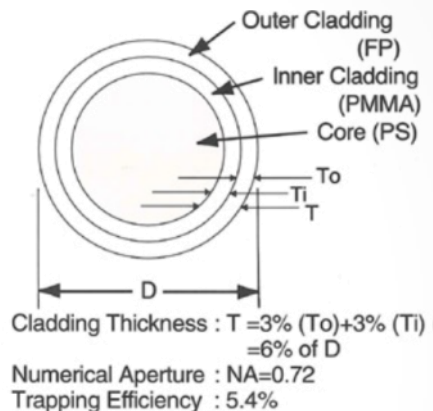
Frame Support




- Support design light weight
 - Spokes combine all separate modules
 - Connected by metal beams
 - ... running in bushings

Fiber Hodoscope

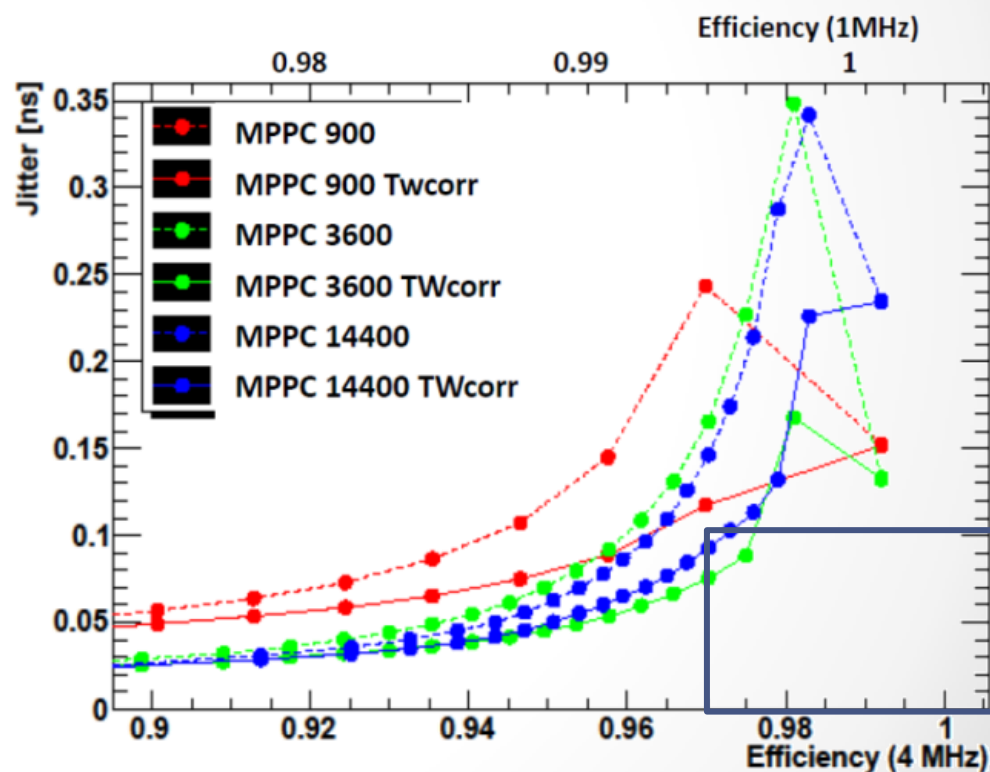
- 250 μm scintillating fibers
 - Kuraray SCSF-81M
 - double cladding
 - 7500 in total
- Very high occupancies:
 - 24% in 50ns time frame
- Sampling readout
 - SiPM
 - DRS5 chip
 - From Stefan Ritt, PSI






Tile Detector

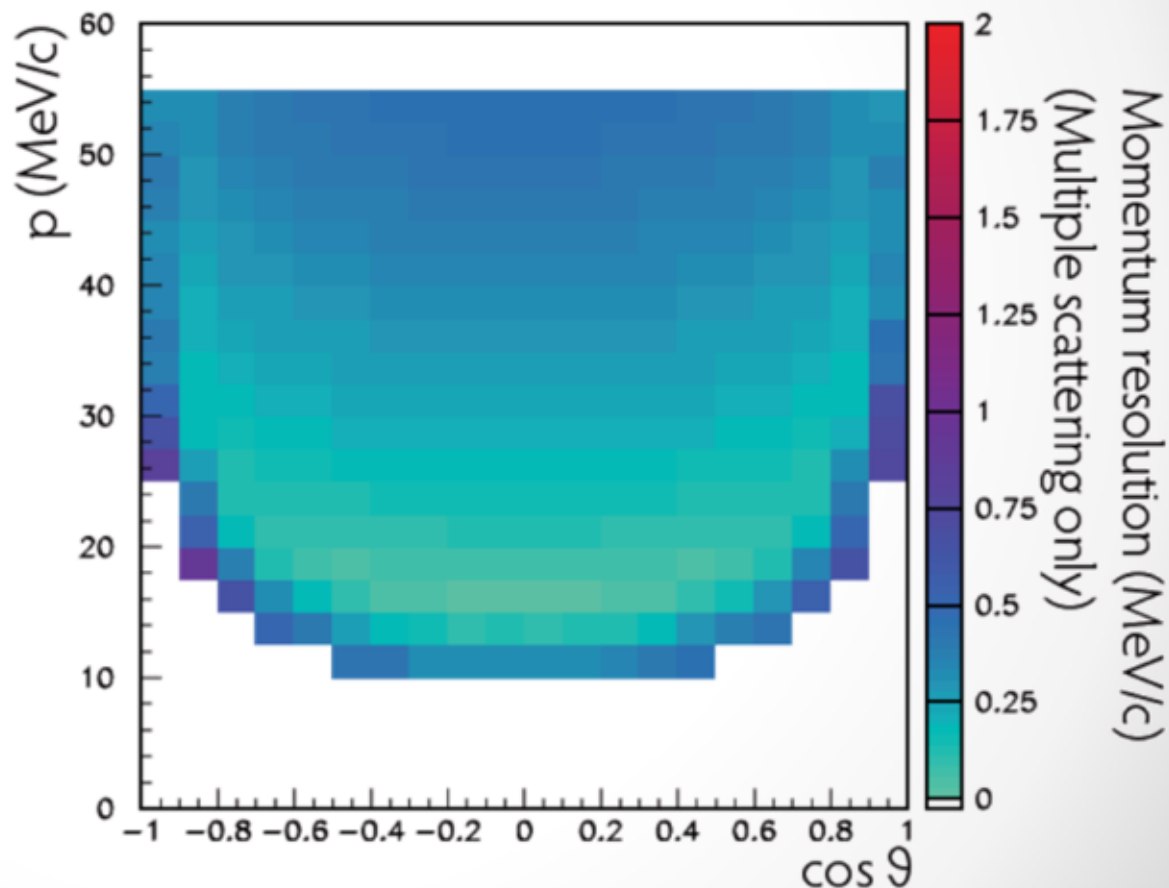
- 1x1 cm² scintillating tiles
 - O(7000)
- GosSip simulation
 - MPPC with 3600 pixels
 - 100 ps resolution (RMS)
 - 97% efficiency






Momentum Resolution

- Multiple scattering only
- Current design:
 - 50 μm silicon
 - 50 μm Kapton
 - Helium gas cooling
 - 3 layer fiber tracker





Mu3e complimentary to MEG

